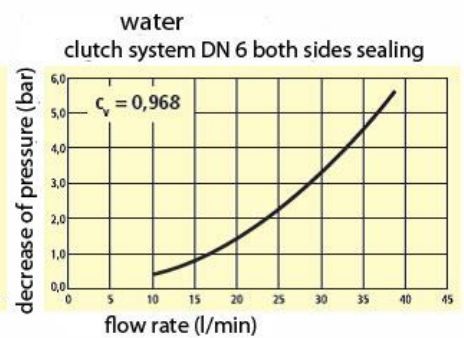
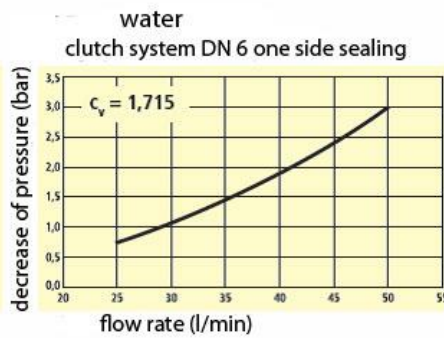
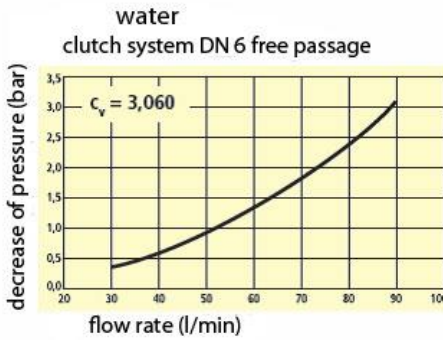


Brass, connector size 13 mm

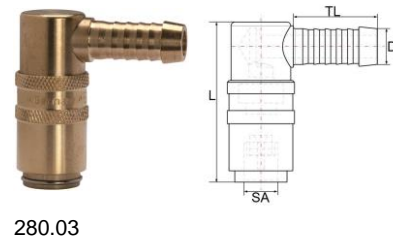
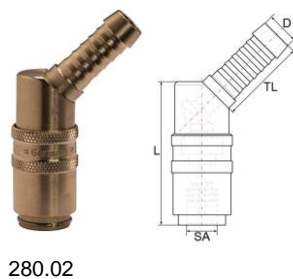
For temperature control applications involving hot or cold water or heat transfer oil.
 Optionally with free passage, one or both sides sealing.
 Female-threaded couplings and plugs with female-threaded PTFE seal.

Operating pressure	max. 15 bar
Medium and ambient temperature	-20 °C to +160 °C
Medium	Air, water, oil, vacuum
Material	Brass 2.0401
Springs, retaining ring, balls	Stainless steel
Material plugs	Metric threads brass Threads measured in inches nickel-plated
Seals	brass FKM (PTFE-coated)



Temperature control couplings DN 9, with 13 mm plug and shut-off valve

Art. No.	Ident No.	Hose stem type	L mm	D mm	Stem length TL	Passage mm	Weight g
280.01	107953	straight	61.5	13.0	25.0 mm	9.0	81.0
280.02	107954	45°	50.5	13.0	31.0 mm	9.0	109.0
280.03	107955	90°	50.5	13.0	28.8 mm	9.0	111.0

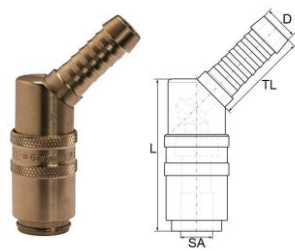


Temperature control couplings DN 9, with 13 mm plug, without shut-off valve

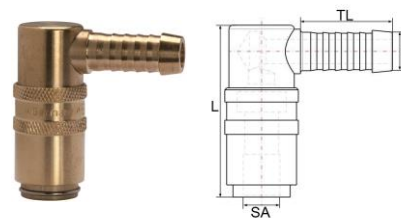
Art. No.	Ident No.	Hose stem type	L mm	D mm	Stem length TL	Passage mm	Weight g
280.11	107956	straight	61.5	13.0	25.0 mm	9.0	81.0
280.12	107957	45°	50.5	13.0	30.2 mm	9.0	109.0
280.13	107958	90°	50.5	13.0	28.7 mm	9.0	111.0



280.11



280.12



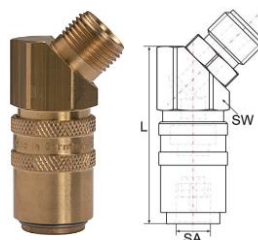
280.13

Temperature control couplings DN 9, male threaded, with shut-off valve

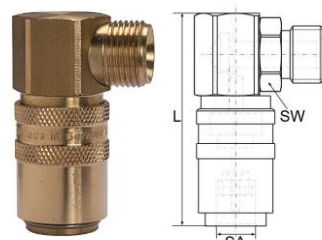
Art. No.	Ident No.	Thread	a/f mm	L mm	Thread length mm	Passage mm	Weight g
280.21	107959	M16x1.5 straight	22	52.0	9.0	9.0	93.0
280.22	107960	G 3/8 straight	22	53.5	9.0	9.0	94.0
280.23	107961	G 1/2 straight	21	53.0	8.0	9.0	95.0
280.24	107962	G 3/8 45°	22	54.0	9.0	9.0	114.0
280.25	107963	M16x1.5 45°	22	54.0	10.0	9.0	114.0
280.26	107964	G 3/8 90°	22	54.0	9.0	9.0	126.0
280.27	107965	M16x1.5 90°	22	54.0	9.0	9.0	126.0



280.22



280.24



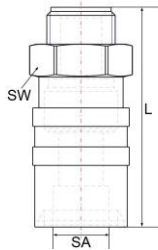
280.26

Temperature control couplings DN 9, male threaded, without shut-off valve

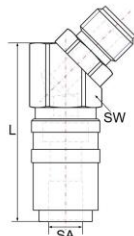
Art. No.	Ident No.	Thread	a/f mm	L mm	Thread length mm	Passage mm	Weight g
280.31	107966	M16x1.5 straight	22	52.0	22.0	9.0	9.0
280.32	107967	G 3/8 straight	22	53.5	22.0	10.0	9.0
280.33	107968	G 1/2 straight	21	53.0	22.0	9.0	9.0
280.34	107969	G 3/8 45°	22	54.0	22.0	9.0	9.0
280.35	107970	M16x1.5 45°	22	54.0	22.0	9.0	9.0
280.36	107971	G 3/8 90°	22	54.0	22.0	9.0	9.0
280.37	107972	M16x1.5 90°	22	54.0	22.0	9.0	9.0



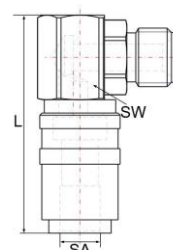
280.32



280.34



280.36

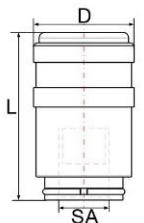


Push-in hose stems DN 9, without shut-off valve

Art. No.	Ident No.	L mm	D mm	Weight g
280.40	107973	37.0	23.5	67.0



280.40

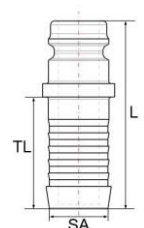


Push-in hose stems DN 9, without shut-off valve

Art. No.	Ident No.	L mm	Stem length TL mm	Passage mm	Weight g
280.601	107974	42.0	25.0 mm	9.0	25.0



280.601

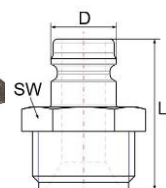


Push-in plugs DN 9, without shut-off valve, male threaded

Art. No.	Ident No.	Thread	a/f mm	L mm	D mm	Thread length mm	Passage mm	Weight g
280.610	107975	M14x1.5	15	26.0	13.4	9.0	9.0	16.0
280.611	107976	M16x1.5	17	26.0	13.4	9.0	9.0	20.0
280.612	107977	G 1/8	15	24.0	13.4	7.0	6.0	16.0
280.613	107978	G 1/4	15	26.0	13.4	9.0	9.0	17.0
280.614	107979	G 3/8	17	26.0	13.4	9.0	9.0	22.0
280.615	107980	G 1/2	22	31.0	13.4	12.0	9.0	110.0

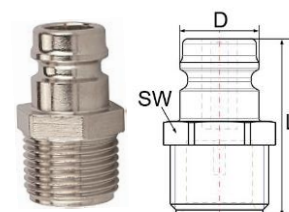


280.615



Push-in plugs DN 9, with shut-off valve, male threaded

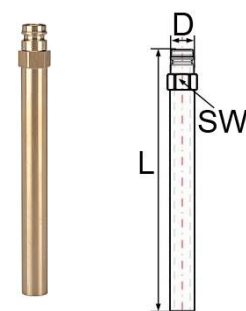
Art. No.	Ident No.	Thread	a/f mm	L mm	D mm	Thread length mm	Weight g
280.620	107981	M14x1.5	15	30.0	13.4	11.0	26.0
280.621	107982	M16x1.5	17	30.0	13.4	12.0	28.0
280.623	107983	G 1/4	15	30.0	13.4	11.0	24.0
280.624	107984	G 3/8	17	30.0	13.4	12.0	28.0
390.625	107985	G 1/2	22	31.0	13.4	12.0	48.0



280.624

Plug pipes DN 9, without shut-off valve


Art. No.	Ident No.	Tube O.D	a/f mm	L mm	D mm	Plug length mm	Passage mm	Weight g
280.701	107986	14.0	15	150.0	13.4	23.0	9.0	114.0
280.702	107987	14.0	15	300.0	13.4	23.0	9.0	210.0



280.701

Push-in plugs DN 9, 90°, without shut-off valve, male threaded

Art. No.	Ident No.	Thread	a/f mm	L mm	D mm	Thread length mm	Passage mm	Weight g
280.803	107988	M14x1.5	17	34.0	13.4	11.0	9.0	47.0
280.805	107989	R 1/4	17	34.0	13.4	11.0	9.0	45.0
280.806	107990	R 3/8	17	35.0	13.4	12.0	9.0	45.0



280.805

Connectors

Art. No.	Ident No.	Connection	L mm	L1 mm	L2 mm	D1 mm	D2 mm	Passage mm	Weight g
280.901	107991	DN 9 – DN 9	34.0	14.2	14.0	13.4	13.4	13.0	24.0
270.902	107952	DN 6 – DN 9	34.0	14.2	14.0	13.4	8.9	13.0	18.0



280.901

